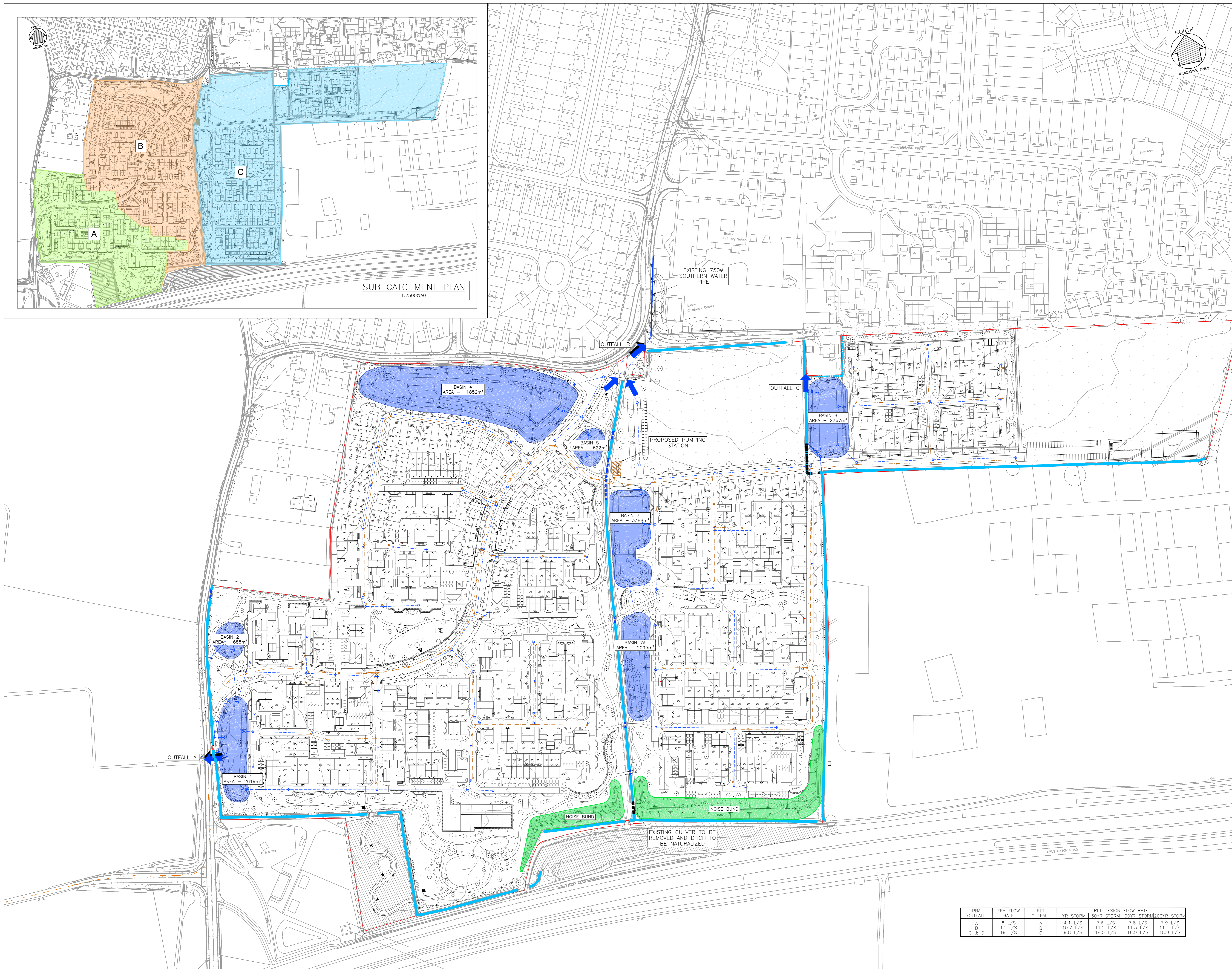
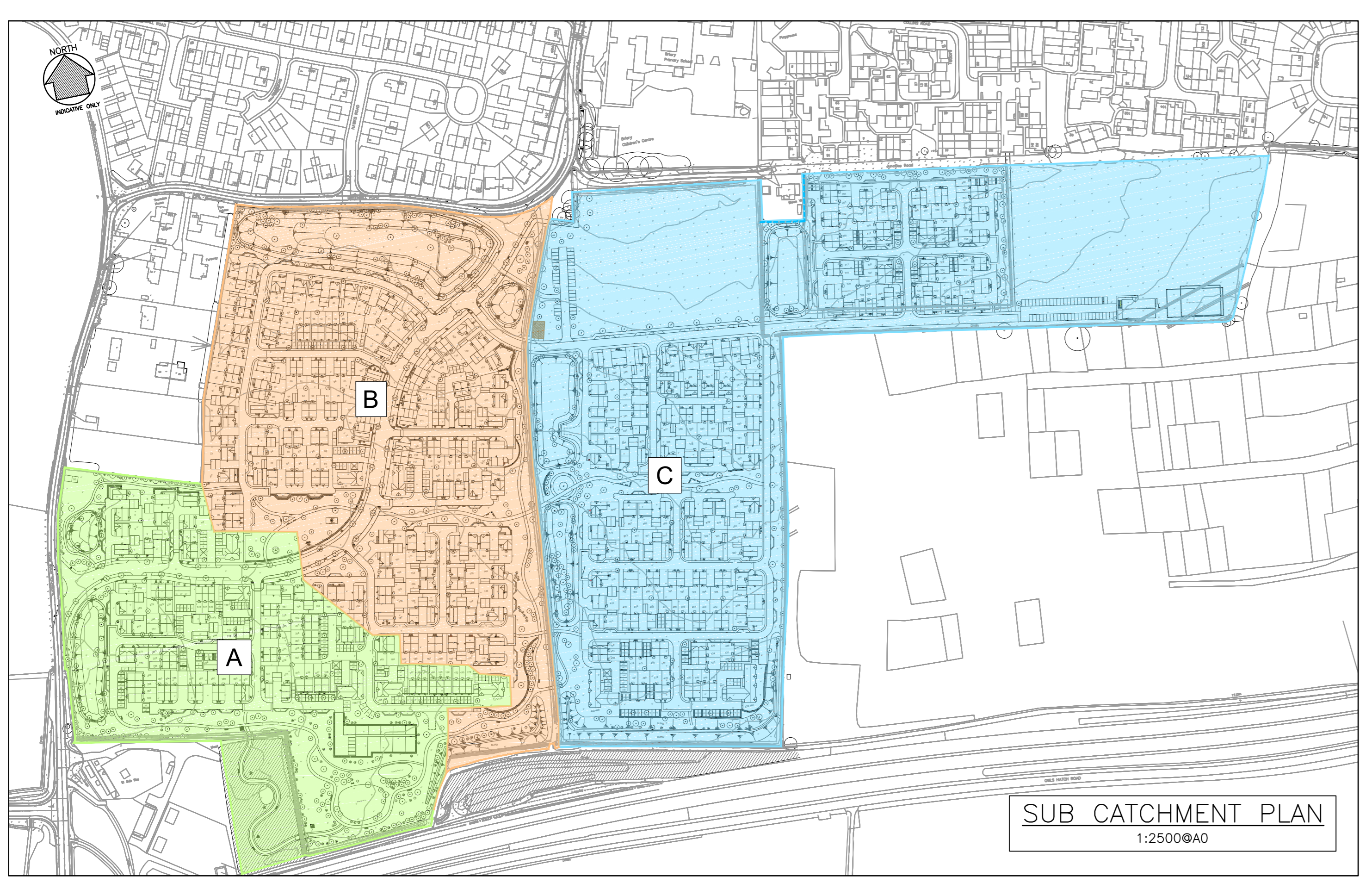

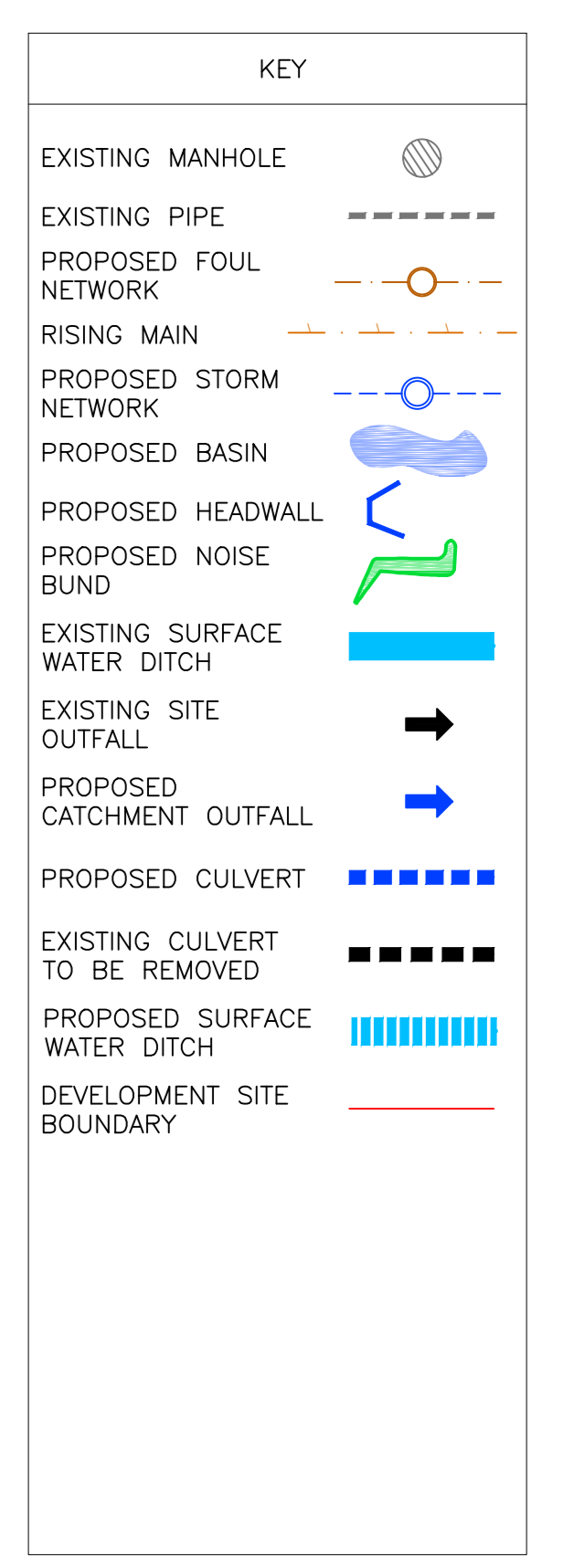


GENERAL NOTES
 1. THIS DRAWING IS TO BE READ IN CONJUNCTION WITH THE ARCHITECTS, SPECIALISTS AND ENGINEERS DRAWINGS AND SPECIFICATIONS. ANY DISCREPANCIES ARE TO BE REPORTED TO THE ARCHITECT/ENGINEER IMMEDIATELY.



LATEST REVISIONS ARE 'TAGGED' WITH THIS INDICATOR. HOWEVER, ALL USERS OF THIS DRAWING MUST SATISFY THEMSELVES OF ALL REVISIONS TO ANY PREVIOUS ISSUES, BY COMPARISON OF THIS DRAWING AGAINST OTHER ISSUES, AS IT CANNOT BE GUARANTEED THAT EVERY ITEM OF REVISION HAS BEEN 'TAGGED'.

Rev	Date	Description	Author	Checked
A	XX.08.21	FIRST ISSUE	LINE	SCO

OXENDEN PARK, HERNE BAY

OVERALL DRAINAGE STRATEGY

BELLWAY HOMES (KENT)

PBA OUTFALL	FRA FLOW RATE	RLT OUTFALL	1YR STORM	30YR STORM	100YR STORM	200YR STORM
A	8 L/S	A	4.1 L/S	7.6 L/S	7.8 L/S	7.9 L/S
B	13 L/S	B	10.7 L/S	11.2 L/S	11.3 L/S	11.4 L/S
C & D	19 L/S	C	9.8 L/S	16.5 L/S	16.9 L/S	16.9 L/S

RLT RLT ENGINEERING CONSULTANTS LTD
 CIVIL AND STRUCTURAL CONSULTING ENGINEERS
 25 ST PATRICKS COURT
 BUCKINGHAM GARDENS
 COLCHESTER, Essex, CO1 1TD
 T: 01206 748800
 E: info@rlt.co.uk

MS SO 9011 REGISTERED
 25 ST PATRICKS COURT
 BUCKINGHAM GARDENS
 COLCHESTER, Essex, CO1 1TD
 T: 01206 748800
 E: info@ms.co.uk

SAFEMARK