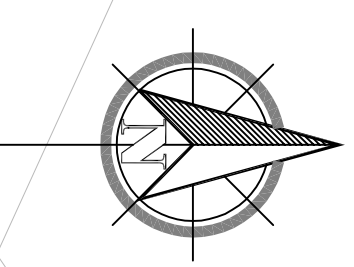


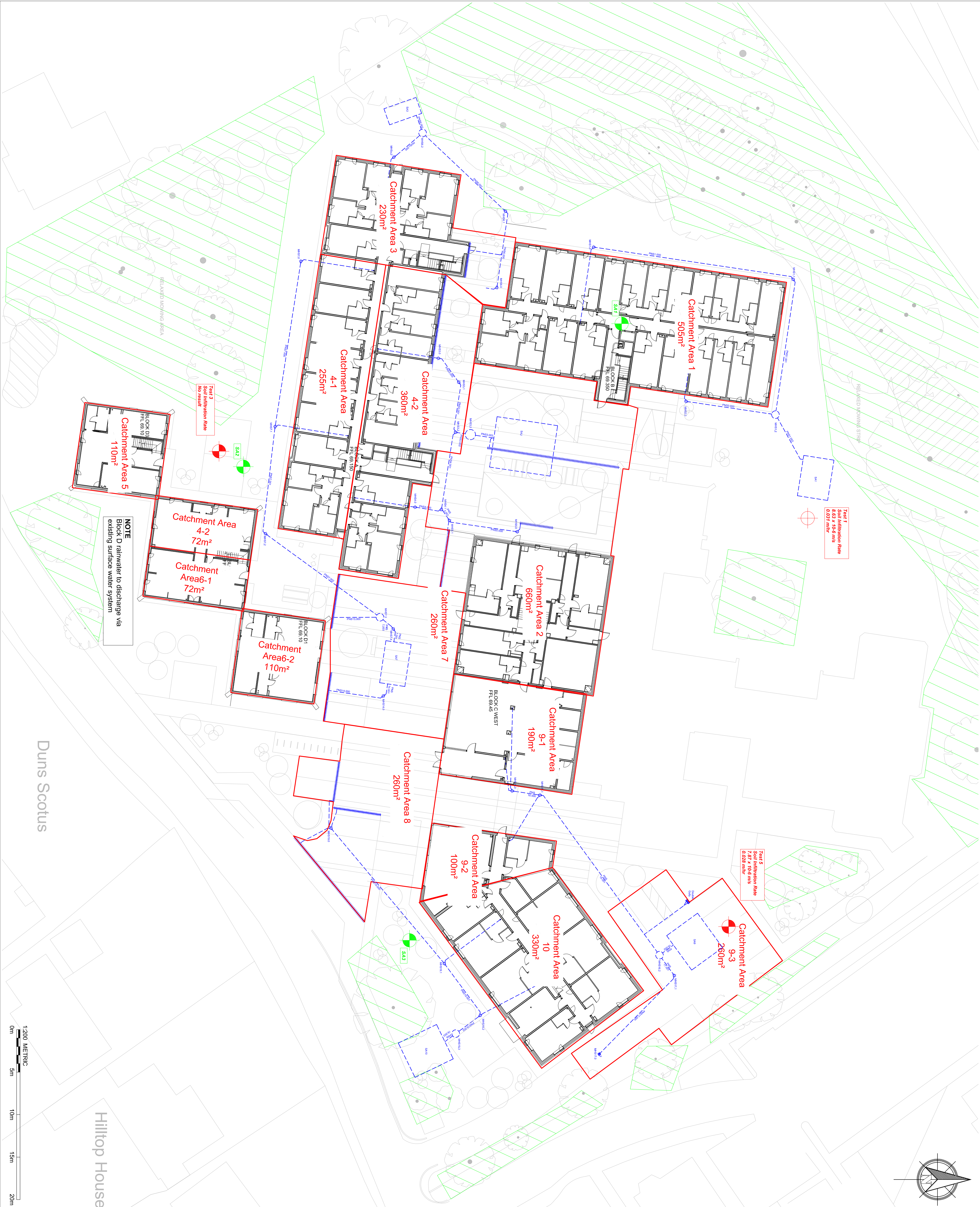
Notes

1. This drawing is to be read in conjunction with all relevant Engineers, Architects and Designers drawings.
2. This drawing must not be scaled. For all dimensions, levels and setting out information, see Architects drawings.
3. All workmanship and method of construction should comply with all relevant Codes of Practice, British Standards, the current edition of the Building Regulations and good building practice.



LEGEND


- Proposed Surface Water Sewer
- MHS&X Proposed Surface Water Mains
- ⊕ Proposed Gully
- Proposed Channel Drain with integral trash box



Rev.	Date	Description	By	Chk

CLIENT

Empiric Student Property



PROJECT TITLE
Proposed Student Accommodation at Franciscan Study Centre University of Kent

DRAWING TITLE

Proposed Drainage Layout Catchments Areas

SCALE	DRAWN	DATE	SIZE
1:200 @ A1	plv	Aug' 2019	A1
DESIGNED	CHECKED	APPROVED	DATE
STATUS	PRELIMINARY	BSF PROJECT No.	REVISION
DRAWING No.	17093/A1/DRN/015	17093	P1