

Draft Canterbury District Local Plan to 2045

Questions that must be answered are marked with a red asterisk (*)

Are you responding as...? * Please tick one box only.

- A resident of the Canterbury district
- A visitor to the Canterbury district
- A worker in the Canterbury district
- A business, organisation or community group, please provide the name:

- A city, county, parish or town councillor, please specify:
 - Canterbury City Council councillor, please provide your name:

 - Kent County Council councillor, please provide your name:

 - Parish or town council councillor, please provide your name and the name of the parish or town council: _____
- An MP
- Other, please specify: _____

2. Which part/s of the draft Local Plan would you like to comment on?

Please tick all that apply

- Chapter 1: Spatial Strategy for the District to 2045
- Chapter 2: Canterbury
- Chapter 3: Whitstable
- Chapter 4: Herne Bay
- Chapter 5: Rural Areas
- Chapter 6: District-wide Strategic Policies
- Chapter 7: Development Management Policies
- Sustainability Appraisal of the draft Local Plan
- Sustainability Appraisal of the Call for Sites
- Habitat Regulation Assessment

Chapter 1: Spatial Strategy for the District to 2045

Policy SS1: Environmental Strategy for the district

You will need to read the enclosed policy before answering this question.

1. **To what extent do you agree or disagree with the proposed approach set out in Policy SS1?** Please tick one box only

- Strongly agree
- Tend to agree
- Neither agree nor disagree
- Tend to disagree
- Strongly disagree
- Don't know

1a. **What changes do you think should be made and why?** Please provide any evidence you have to support your suggestions

1b. **Do you have any other comments on Policy SS1?** If so, please write in below

Policy SS2: Sustainable Design Strategy for the district

You will need to read the enclosed policy before answering this question.

2. **To what extent do you agree or disagree with the proposed approach set out in Policy SS2?** Please tick one box only

- Strongly agree
- Tend to agree
- Neither agree nor disagree
- Tend to disagree
- Strongly disagree
- Don't know

2a. **What changes do you think should be made and why?** Please provide any evidence you have to support your suggestions

2b. **Do you have any other comments on Policy SS2?** If so, please write in below

Policy SS3: Development Strategy for the district

You will need to read the enclosed policy before answering this question.

3. **To what extent do you agree or disagree with the proposed approach set out in Policy SS3?** Please tick one box only

- Strongly agree
- Tend to agree
- Neither agree nor disagree
- Tend to disagree
- Strongly disagree
- Don't know

3a. **What changes do you think should be made and why?** Please provide any evidence you have to support your suggestions

3b. **Do you have any other comments on Policy SS3?** If so, please write in below

Policy SS4: Movement and Transportation Strategy for the district

You will need to read the enclosed policy before answering this question.

4. **To what extent do you agree or disagree with the proposed approach set out in Policy SS4?** Please tick one box only

- Strongly agree
- Tend to agree
- Neither agree nor disagree
- Tend to disagree
- Strongly disagree
- Don't know

4a. **What changes do you think should be made and why?** Please provide any evidence you have to support your suggestions

4b. **Do you have any other comments on Policy SS4?** If so, please write in below

Policy SS5: Infrastructure Strategy for the district

You will need to read the enclosed policy before answering this question.


5. **To what extent do you agree or disagree with the proposed approach set out in Policy SS5?** Please tick one box only

- Strongly agree
- Tend to agree
- Neither agree nor disagree
- Tend to disagree
- Strongly disagree
- Don't know

5a. **What changes do you think should be made and why?** Please provide any evidence you have to support your suggestions

5b. **Do you have any other comments on Policy SS5?** If so, please write in below

6. **Do you have any other comments on Chapter 1: Spatial Strategy for the District to 2045?**
If so, please write in below

A large, empty rectangular box with a thin black border, intended for the respondent to write their comments on the spatial strategy for the district to 2045.

Chapter 2: Canterbury

Policy C1: Canterbury City Centre Strategy

You will need to read the enclosed policy before answering this question.

1. To what extent do you agree or disagree with the proposed approach set out in Policy C1?

Please tick one box only

- Strongly agree
- Tend to agree
- Neither agree nor disagree
- Tend to disagree
- Strongly disagree
- Don't know

1a. What changes do you think should be made and why? Please provide any evidence you have to support your suggestions

1b. Do you have any other comments on Policy C1? If so, please write in below

Policy C2: 43 to 45 St George's Place

You will need to read the enclosed policy before answering this question.

2. **To what extent do you agree or disagree with the proposed approach set out in Policy C2?**

Please tick one box only

- Strongly agree
- Tend to agree
- Neither agree nor disagree
- Tend to disagree
- Strongly disagree
- Don't know

2a. **What changes do you think should be made and why?** Please provide any evidence you have to support your suggestions

2b. **Do you have any other comments on Policy C2?** If so, please write in below

Policy C3: Canterbury City Centre Regeneration Opportunity Areas

You will need to read the enclosed policy before answering this question.

3. **To what extent do you agree or disagree with the proposed approach set out in Policy C3?**
Please tick one box only

- Strongly agree
- Tend to agree
- Neither agree nor disagree
- Tend to disagree
- Strongly disagree
- Don't know

3a. **What changes do you think should be made and why?** Please provide any evidence you have to support your suggestions

3b. **Do you have any other comments on Policy C3?** If so, please write in below

Policy C4: Canterbury Urban Area

You will need to read the enclosed policy before answering this question.

4. **To what extent do you agree or disagree with the proposed approach set out in Policy C4?**

Please tick one box only

- Strongly agree
- Tend to agree
- Neither agree nor disagree
- Tend to disagree
- Strongly disagree
- Don't know

4a. **What changes do you think should be made and why?** Please provide any evidence you have to support your suggestions

4b. **Do you have any other comments on Policy C4?** If so, please write in below

Policy C5: South West Canterbury

You will need to read the enclosed policy before answering this question.

5. **To what extent do you agree or disagree with the proposed approach set out in Policy C5?**
Please tick one box only

- Strongly agree
- Tend to agree
- Neither agree nor disagree
- Tend to disagree
- Strongly disagree
- Don't know

- 5a. **What changes do you think should be made and why?** Please provide any evidence you have to support your suggestions

- 5b. **Do you have any other comments on Policy C5?** If so, please write in below

Policy C6: Land at Merton Park

You will need to read the enclosed policy before answering this question.

6. **To what extent do you agree or disagree with the proposed approach set out in Policy C6?**

Please tick one box only

- Strongly agree
- Tend to agree
- Neither agree nor disagree
- Tend to disagree
- Strongly disagree
- Don't know

6a. **What changes do you think should be made and why?** Please provide any evidence you have to support your suggestions

6b. **Do you have any other comments on Policy C6?** If so, please write in below

Policy C7: Land to the North of Hollow Lane

You will need to read the enclosed policy before answering this question.

7. **To what extent do you agree or disagree with the proposed approach set out in Policy C7?**

Please tick one box only

- Strongly agree
- Tend to agree
- Neither agree nor disagree
- Tend to disagree
- Strongly disagree
- Don't know

7a. **What changes do you think should be made and why? Please provide any evidence you have to support your suggestions**

7b. **Do you have any other comments on Policy C7? If so, please write in below**

Policy C8: Milton Manor House

You will need to read the enclosed policy before answering this question.

8. **To what extent do you agree or disagree with the proposed approach set out in Policy C8?**
Please tick one box only

- Strongly agree
- Tend to agree
- Neither agree nor disagree
- Tend to disagree
- Strongly disagree
- Don't know

- 8a. **What changes do you think should be made and why?** Please provide any evidence you have to support your suggestions

- 8b. **Do you have any other comments on Policy C8?** If so, please write in below

Policy C9: Land to North of Cockering Road

You will need to read the enclosed policy before answering this question.

9. **To what extent do you agree or disagree with the proposed approach set out in Policy C9?**

Please tick one box only

- Strongly agree
- Tend to agree
- Neither agree nor disagree
- Tend to disagree
- Strongly disagree
- Don't know

9a. **What changes do you think should be made and why?** Please provide any evidence you have to support your suggestions

9b. **Do you have any other comments on Policy C9?** If so, please write in below

Policy C10: South West Canterbury Link Road

You will need to read the enclosed policy before answering this question.

10. **To what extent do you agree or disagree with the proposed approach set out in Policy C10?** Please tick one box only

- Strongly agree
- Tend to agree
- Neither agree nor disagree
- Tend to disagree
- Strongly disagree
- Don't know

10a. **What changes do you think should be made and why?** Please provide any evidence you have to support your suggestions

10b. **Do you have any other comments on Policy C10?** If so, please write in below

Policy C11: East Canterbury

You will need to read the enclosed policy before answering this question.

11. **To what extent do you agree or disagree with the proposed approach set out in Policy C11?** Please tick one box only

- Strongly agree
- Tend to agree
- Neither agree nor disagree
- Tend to disagree
- Strongly disagree
- Don't know

11a. **What changes do you think should be made and why?** Please provide any evidence you have to support your suggestions

11b. **Do you have any other comments on Policy C11?** If so, please write in below

Policy C12: Land South of Littlebourne Road

You will need to read the enclosed policy before answering this question.

12. **To what extent do you agree or disagree with the proposed approach set out in Policy C12?** Please tick one box only

- Strongly agree
- Tend to agree
- Neither agree nor disagree
- Tend to disagree
- Strongly disagree
- Don't know

12a. **What changes do you think should be made and why?** Please provide any evidence you have to support your suggestions

12b. **Do you have any other comments on Policy C12?** If so, please write in below

Policy C13: Land south of Bekesbourne Lane

You will need to read the enclosed policy before answering this question.

13. **To what extent do you agree or disagree with the proposed approach set out in Policy C13?** Please tick one box only

- Strongly agree
- Tend to agree
- Neither agree nor disagree
- Tend to disagree
- Strongly disagree
- Don't know

13a. **What changes do you think should be made and why?** Please provide any evidence you have to support your suggestions

13b. **Do you have any other comments on Policy C13?** If so, please write in below

Policy C14: Land north of Bekesbourne Lane at Hoath Farm

You will need to read the enclosed policy before answering this question.

14. **To what extent do you agree or disagree with the proposed approach set out in Policy C14?** Please tick one box only

- Strongly agree
- Tend to agree
- Neither agree nor disagree
- Tend to disagree
- Strongly disagree
- Don't know

14a. **What changes do you think should be made and why?** Please provide any evidence you have to support your suggestions

14b. **Do you have any other comments on Policy C14?** If so, please write in below

Policy C15: Canterbury Golf Course

You will need to read the enclosed policy before answering this question.

15. **To what extent do you agree or disagree with the proposed approach set out in Policy C15?** Please tick one box only

- Strongly agree
- Tend to agree
- Neither agree nor disagree
- Tend to disagree
- Strongly disagree
- Don't know

15a. **What changes do you think should be made and why?** Please provide any evidence you have to support your suggestions

15b. **Do you have any other comments on Policy C15?** If so, please write in below

Policy C16: Canterbury Eastern Movement Corridor

You will need to read the enclosed policy before answering this question.

16. **To what extent do you agree or disagree with the proposed approach set out in Policy C16?** Please tick one box only

- Strongly agree
- Tend to agree
- Neither agree nor disagree
- Tend to disagree
- Strongly disagree
- Don't know

16a. **What changes do you think should be made and why?** Please provide any evidence you have to support your suggestions

16b. **Do you have any other comments on Policy C16?** If so, please write in below

Policy C17: Becket House

You will need to read the enclosed policy before answering this question.

17. **To what extent do you agree or disagree with the proposed approach set out in Policy C17?** Please tick one box only

- Strongly agree
- Tend to agree
- Neither agree nor disagree
- Tend to disagree
- Strongly disagree
- Don't know

17a. **What changes do you think should be made and why?** Please provide any evidence you have to support your suggestions

17b. **Do you have any other comments on Policy C17?** If so, please write in below

Policy C18: Land at Station Road East

You will need to read the enclosed policy before answering this question.

18. **To what extent do you agree or disagree with the proposed approach set out in Policy C18?** Please tick one box only

- Strongly agree
- Tend to agree
- Neither agree nor disagree
- Tend to disagree
- Strongly disagree
- Don't know

18a. **What changes do you think should be made and why?** Please provide any evidence you have to support your suggestions

18b. **Do you have any other comments on Policy C18?** If so, please write in below

Policy C19: Land at the Former Chaucer Technology School

You will need to read the enclosed policy before answering this question.

19. **To what extent do you agree or disagree with the proposed approach set out in Policy C19?** Please tick one box only

- Strongly agree
- Tend to agree
- Neither agree nor disagree
- Tend to disagree
- Strongly disagree
- Don't know

19a. **What changes do you think should be made and why?** Please provide any evidence you have to support your suggestions

19b. **Do you have any other comments on Policy C19?** If so, please write in below

Policy C20: Land at Folly Farm

You will need to read the enclosed policy before answering this question.

20. **To what extent do you agree or disagree with the proposed approach set out in Policy C20?** Please tick one box only

- Strongly agree
- Tend to agree
- Neither agree nor disagree
- Tend to disagree
- Strongly disagree
- Don't know

20a. **What changes do you think should be made and why?** Please provide any evidence you have to support your suggestions

20b. **Do you have any other comments on Policy C20?** If so, please write in below

Policy C21: Land at Canterbury Business Park

You will need to read the enclosed policy before answering this question.

21. **To what extent do you agree or disagree with the proposed approach set out in Policy C21?** Please tick one box only

- Strongly agree
- Tend to agree
- Neither agree nor disagree
- Tend to disagree
- Strongly disagree
- Don't know

21a. **What changes do you think should be made and why?** Please provide any evidence you have to support your suggestions

21b. **Do you have any other comments on Policy C21?** If so, please write in below

Policy C22: Land on the eastern side of Shelford Landfill

You will need to read the enclosed policy before answering this question.

22. **To what extent do you agree or disagree with the proposed approach set out in Policy C22?** Please tick one box only

- Strongly agree
- Tend to agree
- Neither agree nor disagree
- Tend to disagree
- Strongly disagree
- Don't know

22a. **What changes do you think should be made and why?** Please provide any evidence you have to support your suggestions

22b. **Do you have any other comments on Policy C22?** If so, please write in below

Policy C23: Wincheap Commercial Area

You will need to read the enclosed policy before answering this question.

23. **To what extent do you agree or disagree with the proposed approach set out in Policy C23?** Please tick one box only

- Strongly agree
- Tend to agree
- Neither agree nor disagree
- Tend to disagree
- Strongly disagree
- Don't know

23a. **What changes do you think should be made and why?** Please provide any evidence you have to support your suggestions

23b. **Do you have any other comments on Policy C23?** If so, please write in below

Policy C24: Land to the south of Sturry Road

You will need to read the enclosed policy before answering this question.

24. **To what extent do you agree or disagree with the proposed approach set out in Policy C24?** Please tick one box only

- Strongly agree
- Tend to agree
- Neither agree nor disagree
- Tend to disagree
- Strongly disagree
- Don't know

24a. **What changes do you think should be made and why?** Please provide any evidence you have to support your suggestions

24b. **Do you have any other comments on Policy C24?** If so, please write in below

Policy C25: Canterbury Urban Area Regeneration Opportunity Areas

You will need to read the enclosed policy before answering this question.

25. **To what extent do you agree or disagree with the proposed approach set out in Policy C25?** Please tick one box only

- Strongly agree
- Tend to agree
- Neither agree nor disagree
- Tend to disagree
- Strongly disagree
- Don't know

25a. **What changes do you think should be made and why?** Please provide any evidence you have to support your suggestions

25b. **Do you have any other comments on Policy C25?** If so, please write in below

Policy C26: Land north of University of Kent

You will need to read the enclosed policy before answering this question.


26. **To what extent do you agree or disagree with the proposed approach set out in Policy C26?** Please tick one box only

- Strongly agree
- Tend to agree
- Neither agree nor disagree
- Tend to disagree
- Strongly disagree
- Don't know

26a. **What changes do you think should be made and why?** Please provide any evidence you have to support your suggestions

26b. **Do you have any other comments on Policy C26?** If so, please write in below

27. **Do you have any other comments on Chapter 2: Canterbury?** If so, please write in below

A large, empty rectangular box with a thin black border, intended for the student to write their comments on Chapter 2: Canterbury. The box is currently blank.

Chapter 3: Whitstable

Policy W1: Whitstable Town Centre Strategy

You will need to read the enclosed policy before answering this question.

1. **To what extent do you agree or disagree with the proposed approach set out in Policy W1?** Please tick one box only

- Strongly agree
- Tend to agree
- Neither agree nor disagree
- Tend to disagree
- Strongly disagree
- Don't know

1a. **What changes do you think should be made and why?** Please provide any evidence you have to support your suggestions

1b. **Do you have any other comments on Policy W1?** If so, please write in below

Policy W2: Whitstable Harbour

You will need to read the enclosed policy before answering this question.

2. **To what extent do you agree or disagree with the proposed approach set out in Policy W2?** Please tick one box only

- Strongly agree
- Tend to agree
- Neither agree nor disagree
- Tend to disagree
- Strongly disagree
- Don't know

2a. **What changes do you think should be made and why?** Please provide any evidence you have to support your suggestions

2b. **Do you have any other comments on Policy W2?** If so, please write in below

Policy W3: Whitstable Urban Area

You will need to read the enclosed policy before answering this question.

3. **To what extent do you agree or disagree with the proposed approach set out in Policy W3?** Please tick one box only

- Strongly agree
- Tend to agree
- Neither agree nor disagree
- Tend to disagree
- Strongly disagree
- Don't know

3a. **What changes do you think should be made and why?** Please provide any evidence you have to support your suggestions

3b. **Do you have any other comments on Policy W3?** If so, please write in below

Policy W4: South Whitstable

You will need to read the enclosed policy before answering this question.

4. **To what extent do you agree or disagree with the proposed approach set out in Policy W4?** Please tick one box only

- Strongly agree
- Tend to agree
- Neither agree nor disagree
- Tend to disagree
- Strongly disagree
- Don't know

4a. **What changes do you think should be made and why?** Please provide any evidence you have to support your suggestions

4b. **Do you have any other comments on Policy W4?** If so, please write in below

Policy W5: Land at Brooklands Farm

You will need to read the enclosed policy before answering this question.

5. **To what extent do you agree or disagree with the proposed approach set out in Policy W5?** Please tick one box only

- Strongly agree
- Tend to agree
- Neither agree nor disagree
- Tend to disagree
- Strongly disagree
- Don't know

5a. **What changes do you think should be made and why?** Please provide any evidence you have to support your suggestions

5b. **Do you have any other comments on Policy W5?** If so, please write in below

Policy W6: Land South of Thanet Way

You will need to read the enclosed policy before answering this question.

6. **To what extent do you agree or disagree with the proposed approach set out in Policy W6?** Please tick one box only

- Strongly agree
- Tend to agree
- Neither agree nor disagree
- Tend to disagree
- Strongly disagree
- Don't know

6a. **What changes do you think should be made and why?** Please provide any evidence you have to support your suggestions

6b. **Do you have any other comments on Policy W6?** If so, please write in below

Policy W7: Land at Golden Hill

You will need to read the enclosed policy before answering this question.

7. **To what extent do you agree or disagree with the proposed approach set out in Policy W7?** Please tick one box only

- Strongly agree
- Tend to agree
- Neither agree nor disagree
- Tend to disagree
- Strongly disagree
- Don't know

7a. **What changes do you think should be made and why?** Please provide any evidence you have to support your suggestions

7b. **Do you have any other comments on Policy W7?** If so, please write in below

Policy W8: Bodkin Farm

You will need to read the enclosed policy before answering this question.

8. **To what extent do you agree or disagree with the proposed approach set out in Policy W8?** Please tick one box only

- Strongly agree
- Tend to agree
- Neither agree nor disagree
- Tend to disagree
- Strongly disagree
- Don't know

8a. **What changes do you think should be made and why?** Please provide any evidence you have to support your suggestions

8b. **Do you have any other comments on Policy W8?** If so, please write in below

Policy W9: St Vincent's Centre

You will need to read the enclosed policy before answering this question.

9. **To what extent do you agree or disagree with the proposed approach set out in Policy W9?** Please tick one box only

- Strongly agree
- Tend to agree
- Neither agree nor disagree
- Tend to disagree
- Strongly disagree
- Don't know

9a. **What changes do you think should be made and why?** Please provide any evidence you have to support your suggestions

9b. **Do you have any other comments on Policy W9?** If so, please write in below

Policy W10: 37 Kingsdown Park

You will need to read the enclosed policy before answering this question.


10. **To what extent do you agree or disagree with the proposed approach set out in Policy W10?** Please tick one box only

- Strongly agree
- Tend to agree
- Neither agree nor disagree
- Tend to disagree
- Strongly disagree
- Don't know

10a. **What changes do you think should be made and why?** Please provide any evidence you have to support your suggestions

10b. **Do you have any other comments on Policy W10?** If so, please write in below

11. **Do you have any other comments on Chapter 3: Whitstable?** If so, please write in below

A large, empty rectangular box with a thin black border, intended for the user to write their comments on Chapter 3: Whitstable.

Chapter 4: Herne Bay

Policy HB1: Herne Bay Town Centre Strategy

You will need to read the enclosed policy before answering this question.

1. **To what extent do you agree or disagree with the proposed approach set out in Policy HB1?** Please tick one box only

- Strongly agree
- Tend to agree
- Neither agree nor disagree
- Tend to disagree
- Strongly disagree
- Don't know

1a. **What changes do you think should be made and why?** Please provide any evidence you have to support your suggestions

1b. **Do you have any other comments on Policy HB1?** If so, please write in below

Policy HB2: Herne Bay Town Centre Regeneration Opportunity Areas

You will need to read the enclosed policy before answering this question.

2. **To what extent do you agree or disagree with the proposed approach set out in Policy HB2?** Please tick one box only

- Strongly agree
- Tend to agree
- Neither agree nor disagree
- Tend to disagree
- Strongly disagree
- Don't know

2a. **What changes do you think should be made and why?** Please provide any evidence you have to support your suggestions

2b. **Do you have any other comments on Policy HB2?** If so, please write in below

Policy HB3: Herne Bay Urban Area

You will need to read the enclosed policy before answering this question.

3. **To what extent do you agree or disagree with the proposed approach set out in Policy HB3?** Please tick one box only

- Strongly agree
- Tend to agree
- Neither agree nor disagree
- Tend to disagree
- Strongly disagree
- Don't know

3a. **What changes do you think should be made and why?** Please provide any evidence you have to support your suggestions

3b. **Do you have any other comments on Policy HB3?** If so, please write in below

Policy HB4: Land to the West of Thornden Wood Road

You will need to read the enclosed policy before answering this question.

4. **To what extent do you agree or disagree with the proposed approach set out in Policy HB4?** Please tick one box only

- Strongly agree
- Tend to agree
- Neither agree nor disagree
- Tend to disagree
- Strongly disagree
- Don't know

4a. **What changes do you think should be made and why?** Please provide any evidence you have to support your suggestions

4b. **Do you have any other comments on Policy HB4?** If so, please write in below

Policy HB5: Land comprising Nursery Industrial Units and former Kent Ambulance Station

You will need to read the enclosed policy before answering this question.

5. **To what extent do you agree or disagree with the proposed approach set out in Policy HB5?** Please tick one box only

- Strongly agree
- Tend to agree
- Neither agree nor disagree
- Tend to disagree
- Strongly disagree
- Don't know

5a. **What changes do you think should be made and why?** Please provide any evidence you have to support your suggestions

5b. **Do you have any other comments on Policy HB5?** If so, please write in below

Policy HB6: Hawthorn Corner

You will need to read the enclosed policy before answering this question.

6. **To what extent do you agree or disagree with the proposed approach set out in Policy HB6?** Please tick one box only

- Strongly agree
- Tend to agree
- Neither agree nor disagree
- Tend to disagree
- Strongly disagree
- Don't know

6a. **What changes do you think should be made and why?** Please provide any evidence you have to support your suggestions

6b. **Do you have any other comments on Policy HB6?** If so, please write in below

Policy HB7: Former Gas Holder Site

You will need to read the enclosed policy before answering this question.

7. **To what extent do you agree or disagree with the proposed approach set out in Policy HB7?** Please tick one box only

- Strongly agree
- Tend to agree
- Neither agree nor disagree
- Tend to disagree
- Strongly disagree
- Don't know

7a. **What changes do you think should be made and why?** Please provide any evidence you have to support your suggestions

7b. **Do you have any other comments on Policy HB7?** If so, please write in below

Policy HB8: Altira

You will need to read the enclosed policy before answering this question.

8. **To what extent do you agree or disagree with the proposed approach set out in Policy HB8?** Please tick one box only

- Strongly agree
- Tend to agree
- Neither agree nor disagree
- Tend to disagree
- Strongly disagree
- Don't know

8a. **What changes do you think should be made and why?** Please provide any evidence you have to support your suggestions

8b. **Do you have any other comments on Policy HB8?** If so, please write in below

Policy HB9: Former Metric Site

You will need to read the enclosed policy before answering this question.

9. **To what extent do you agree or disagree with the proposed approach set out in Policy HB9?** Please tick one box only

- Strongly agree
- Tend to agree
- Neither agree nor disagree
- Tend to disagree
- Strongly disagree
- Don't know

9a. **What changes do you think should be made and why?** Please provide any evidence you have to support your suggestions

9b. **Do you have any other comments on Policy HB9?** If so, please write in below

Policy HB10: Eddington Business Park

You will need to read the enclosed policy before answering this question.


10. **To what extent do you agree or disagree with the proposed approach set out in Policy HB10?** Please tick one box only

- Strongly agree
- Tend to agree
- Neither agree nor disagree
- Tend to disagree
- Strongly disagree
- Don't know

10a. **What changes do you think should be made and why?** Please provide any evidence you have to support your suggestions

10b. **Do you have any other comments on Policy HB10?** If so, please write in below

11. **Do you have any other comments on Chapter 4: Herne Bay?** If so, please write in below

A large, empty rectangular box with a thin black border, intended for the respondent to write their comments on Chapter 4: Herne Bay. The box is currently blank.

Chapter 5: Rural Areas

Policy R1: Land at Cooting Farm

You will need to read the enclosed policy before answering this question.

1. To what extent do you agree or disagree with the proposed approach set out in Policy R1?

Please tick one box only

- Strongly agree
- Tend to agree
- Neither agree nor disagree
- Tend to disagree
- Strongly disagree
- Don't know

1a. What changes do you think should be made and why? Please provide any evidence you have to support your suggestions

R1 SHOULD NEVER OF BEEN PROPOSED.
NO PROPER CONSULTATION WAS CARRIED
OUT WITH THE PEOPLE WHO'S LIVES WILL
BE DIRECTLY EFFECTED BY R1. IT'S
COMPLETELY WRONG FOR ADISHAM & IS
UN-SUPPORTED. ↓ SHOULD BE AXED. ↓
NEVER RE-VISITED

1b. Do you have any other comments on Policy R1? If so, please write in below

THE R1 SITE IS TOTALLY UN-SUITABLE FOR
DEVELOPMENT. LOSS OF PRIME AGRABLE LAND
LOSS OF WILD LIFE, ENDANGERED SPECIES
HABITATS, THREAT TO THE WELL-BEING
OF ANCIENT WOODLANDS, ANCIENT RIGHTS
OF WAY. TRAFFIC CHAOS, NO SCHOOLS, HOSPITAL
ECT, SEWAGE, LIGHT POLLUTION, FLOODING
ECT,

Policy R2: Rural Service Centres

You will need to read the enclosed policy before answering this question.

2. **To what extent do you agree or disagree with the proposed approach set out in Policy R2?**
Please tick one box only

- Strongly agree
- Tend to agree
- Neither agree nor disagree
- Tend to disagree
- Strongly disagree
- Don't know

2a. **What changes do you think should be made and why?** Please provide any evidence you have to support your suggestions

2b. **Do you have any other comments on Policy R2?** If so, please write in below

Policy R3: Blean

You will need to read the enclosed policy before answering this question.

3. **To what extent do you agree or disagree with the proposed approach set out in Policy R3?**

Please tick one box only

- Strongly agree
- Tend to agree
- Neither agree nor disagree
- Tend to disagree
- Strongly disagree
- Don't know

3a. **What changes do you think should be made and why?** Please provide any evidence you have to support your suggestions

3b. **Do you have any other comments on Policy R3?** If so, please write in below

Policy R4: Land at Mill Field

You will need to read the enclosed policy before answering this question.

4. **To what extent do you agree or disagree with the proposed approach set out in Policy R4?**
Please tick one box only

- Strongly agree
- Tend to agree
- Neither agree nor disagree
- Tend to disagree
- Strongly disagree
- Don't know

- 4a. **What changes do you think should be made and why?** Please provide any evidence you have to support your suggestions

- 4b. **Do you have any other comments on Policy R4?** If so, please write in below

Policy R5: Bridge

You will need to read the enclosed policy before answering this question.

5. **To what extent do you agree or disagree with the proposed approach set out in Policy R5?**

Please tick one box only

- Strongly agree
- Tend to agree
- Neither agree nor disagree
- Tend to disagree
- Strongly disagree
- Don't know

5a. **What changes do you think should be made and why?** Please provide any evidence you have to support your suggestions

5b. **Do you have any other comments on Policy R5?** If so, please write in below

Policy R6: Great Pett Farmyard

You will need to read the enclosed policy before answering this question.

6. **To what extent do you agree or disagree with the proposed approach set out in Policy R6?**
Please tick one box only

- Strongly agree
- Tend to agree
- Neither agree nor disagree
- Tend to disagree
- Strongly disagree
- Don't know

6a. **What changes do you think should be made and why?** Please provide any evidence you have to support your suggestions

6b. **Do you have any other comments on Policy R6?** If so, please write in below

Policy R7: Chartham

You will need to read the enclosed policy before answering this question.

7. **To what extent do you agree or disagree with the proposed approach set out in Policy R7?**
Please tick one box only

- Strongly agree
- Tend to agree
- Neither agree nor disagree
- Tend to disagree
- Strongly disagree
- Don't know

- 7a. **What changes do you think should be made and why?** Please provide any evidence you have to support your suggestions

- 7b. **Do you have any other comments on Policy R7?** If so, please write in below

Policy R8: Land to the west of Rattington Street

You will need to read the enclosed policy before answering this question.

8. **To what extent do you agree or disagree with the proposed approach set out in Policy R8?**

Please tick one box only

- Strongly agree
- Tend to agree
- Neither agree nor disagree
- Tend to disagree
- Strongly disagree
- Don't know

8a. **What changes do you think should be made and why? Please provide any evidence you have to support your suggestions**

8b. **Do you have any other comments on Policy R8? If so, please write in below**

Policy R9: Land at Ashford Road

You will need to read the enclosed policy before answering this question.

9. **To what extent do you agree or disagree with the proposed approach set out in Policy R9?**
Please tick one box only

- Strongly agree
- Tend to agree
- Neither agree nor disagree
- Tend to disagree
- Strongly disagree
- Don't know

9a. **What changes do you think should be made and why?** Please provide any evidence you have to support your suggestions

9b. **Do you have any other comments on Policy R9?** If so, please write in below

Policy R10: Milton Manor Concrete Batching Plant

You will need to read the enclosed policy before answering this question.

10. **To what extent do you agree or disagree with the proposed approach set out in Policy R10?** Please tick one box only

- Strongly agree
- Tend to agree
- Neither agree nor disagree
- Tend to disagree
- Strongly disagree
- Don't know

10a. **What changes do you think should be made and why?** Please provide any evidence you have to support your suggestions

10b. **Do you have any other comments on Policy R10?** If so, please write in below

Policy R11: Hersden

You will need to read the enclosed policy before answering this question.

11. **To what extent do you agree or disagree with the proposed approach set out in Policy R11?** Please tick one box only

- Strongly agree
- Tend to agree
- Neither agree nor disagree
- Tend to disagree
- Strongly disagree
- Don't know

11a. **What changes do you think should be made and why?** Please provide any evidence you have to support your suggestions

11b. **Do you have any other comments on Policy R11?** If so, please write in below

Policy R12: Bread and Cheese Field

You will need to read the enclosed policy before answering this question.

12. **To what extent do you agree or disagree with the proposed approach set out in Policy R12?** Please tick one box only

- Strongly agree
- Tend to agree
- Neither agree nor disagree
- Tend to disagree
- Strongly disagree
- Don't know

12a. **What changes do you think should be made and why?** Please provide any evidence you have to support your suggestions

12b. **Do you have any other comments on Policy R12?** If so, please write in below

Policy R13: Land at Hersden

You will need to read the enclosed policy before answering this question.

13. **To what extent do you agree or disagree with the proposed approach set out in Policy R13?** Please tick one box only

- Strongly agree
- Tend to agree
- Neither agree nor disagree
- Tend to disagree
- Strongly disagree
- Don't know

13a. **What changes do you think should be made and why?** Please provide any evidence you have to support your suggestions

13b. **Do you have any other comments on Policy R13?** If so, please write in below

Policy R14: Littlebourne

You will need to read the enclosed policy before answering this question.

14. **To what extent do you agree or disagree with the proposed approach set out in Policy R14?** Please tick one box only

- Strongly agree
- Tend to agree
- Neither agree nor disagree
- Tend to disagree
- Strongly disagree
- Don't know

14a. **What changes do you think should be made and why?** Please provide any evidence you have to support your suggestions

14b. **Do you have any other comments on Policy R14?** If so, please write in below

Policy R15: The Hill, Littlebourne

You will need to read the enclosed policy before answering this question.

15. **To what extent do you agree or disagree with the proposed approach set out in Policy R15?** Please tick one box only

- Strongly agree
- Tend to agree
- Neither agree nor disagree
- Tend to disagree
- Strongly disagree
- Don't know

15a. **What changes do you think should be made and why?** Please provide any evidence you have to support your suggestions

15b. **Do you have any other comments on Policy R15?** If so, please write in below

Policy R16: Land north of Court Hill

You will need to read the enclosed policy before answering this question.

16. **To what extent do you agree or disagree with the proposed approach set out in Policy R16?** Please tick one box only

- Strongly agree
- Tend to agree
- Neither agree nor disagree
- Tend to disagree
- Strongly disagree
- Don't know

16a. **What changes do you think should be made and why?** Please provide any evidence you have to support your suggestions

16b. **Do you have any other comments on Policy R16?** If so, please write in below

Policy R17: Sturry

You will need to read the enclosed policy before answering this question.

17. **To what extent do you agree or disagree with the proposed approach set out in Policy R17?** Please tick one box only

- Strongly agree
- Tend to agree
- Neither agree nor disagree
- Tend to disagree
- Strongly disagree
- Don't know

17a. **What changes do you think should be made and why?** Please provide any evidence you have to support your suggestions

17b. **Do you have any other comments on Policy R17?** If so, please write in below

Policy R18: Land north of Popes Lane

You will need to read the enclosed policy before answering this question.

18. **To what extent do you agree or disagree with the proposed approach set out in Policy R18?** Please tick one box only

- Strongly agree
- Tend to agree
- Neither agree nor disagree
- Tend to disagree
- Strongly disagree
- Don't know

18a. **What changes do you think should be made and why?** Please provide any evidence you have to support your suggestions

18b. **Do you have any other comments on Policy R18?** If so, please write in below

Policy R19: Land at The Paddocks, Shalloak Road

You will need to read the enclosed policy before answering this question.

19. **To what extent do you agree or disagree with the proposed approach set out in Policy R19?** Please tick one box only

- Strongly agree
- Tend to agree
- Neither agree nor disagree
- Tend to disagree
- Strongly disagree
- Don't know

19a. **What changes do you think should be made and why?** Please provide any evidence you have to support your suggestions

19b. **Do you have any other comments on Policy R19?** If so, please write in below

Policy R20: Aylesham south

You will need to read the enclosed policy before answering this question.

20. To what extent do you agree or disagree with the proposed approach set out in Policy R20? Please tick one box only

- Strongly agree
 Tend to agree
 Neither agree nor disagree
 Tend to disagree
 Strongly disagree
 Don't know

20a. What changes do you think should be made and why? Please provide any evidence you have to support your suggestions

R20 WILL BE AN EXTENTION TO R1. IT WILL IN EFFECT JOIN ADISHAM, AYLESHAM, WOMANSWORLD UP WHICH IS NOT WHAT PEOPLE WANT. THE RURAL ENVIRONMENT, WHICH IS WHAT PEOPLE LIKE WOULD BE LOST, ALONG WITH ALL THE BENEFITS THAT RURAL LIFE HAS TO OFFER.

20b. Do you have any other comments on Policy R20? If so, please write in below

B2046 & SURROUNDING LANES NOT ABLE TO COPE WITH HUGE INCREASE IN TRAFFIC. INCREASE IN POLLUTION, LITTER, FLOODING, CRIME & ANTI-SOCIAL BEHAVIOUR WILL INCREASE. THE AREA HAS NO NOTHING LIKE ENOUGH RESOURCES TO COPE WITH THIS SORT OF DEVELOPMENT

Policy R21: Local service centres

You will need to read the enclosed policy before answering this question.

21. **To what extent do you agree or disagree with the proposed approach set out in Policy R21?** Please tick one box only

- Strongly agree
- Tend to agree
- Neither agree nor disagree
- Tend to disagree
- Strongly disagree
- Don't know

21a. **What changes do you think should be made and why?** Please provide any evidence you have to support your suggestions

21b. **Do you have any other comments on Policy R21?** If so, please write in below

Policy R22: Land west of Cooting Lane and south of Station Road

You will need to read the enclosed policy before answering this question.

22. **To what extent do you agree or disagree with the proposed approach set out in Policy R22?** Please tick one box only

- Strongly agree
- Tend to agree
- Neither agree nor disagree
- Tend to disagree
- Strongly disagree
- Don't know

22a. **What changes do you think should be made and why?** Please provide any evidence you have to support your suggestions

22b. **Do you have any other comments on Policy R22?** If so, please write in below

Policy R23: Land adjacent to Valley Road

You will need to read the enclosed policy before answering this question.

23. **To what extent do you agree or disagree with the proposed approach set out in Policy R23?** Please tick one box only

- Strongly agree
- Tend to agree
- Neither agree nor disagree
- Tend to disagree
- Strongly disagree
- Don't know

23a. **What changes do you think should be made and why?** Please provide any evidence you have to support your suggestions

23b. **Do you have any other comments on Policy R23?** If so, please write in below

Policy R24: Land at Goose Farm, Shalloak Road

You will need to read the enclosed policy before answering this question.

24. **To what extent do you agree or disagree with the proposed approach set out in Policy R24?** Please tick one box only

- Strongly agree
- Tend to agree
- Neither agree nor disagree
- Tend to disagree
- Strongly disagree
- Don't know

24a. **What changes do you think should be made and why?** Please provide any evidence you have to support your suggestions

24b. **Do you have any other comments on Policy R24?** If so, please write in below

Policy R25: Land fronting Mayton Lane

You will need to read the enclosed policy before answering this question.

25. **To what extent do you agree or disagree with the proposed approach set out in Policy R25?** Please tick one box only

- Strongly agree
- Tend to agree
- Neither agree nor disagree
- Tend to disagree
- Strongly disagree
- Don't know

25a. **What changes do you think should be made and why?** Please provide any evidence you have to support your suggestions

25b. **Do you have any other comments on Policy R25?** If so, please write in below

Policy R26: Broad Oak Reservoir and Country Park

You will need to read the enclosed policy before answering this question.

26. **To what extent do you agree or disagree with the proposed approach set out in Policy R26?** Please tick one box only

- Strongly agree
- Tend to agree
- Neither agree nor disagree
- Tend to disagree
- Strongly disagree
- Don't know

26a. **What changes do you think should be made and why?** Please provide any evidence you have to support your suggestions

26b. **Do you have any other comments on Policy R26?** If so, please write in below

Policy R27: Land at Church Farm

You will need to read the enclosed policy before answering this question.

27. **To what extent do you agree or disagree with the proposed approach set out in Policy R27?** Please tick one box only

- Strongly agree
- Tend to agree
- Neither agree nor disagree
- Tend to disagree
- Strongly disagree
- Don't know

27a. **What changes do you think should be made and why?** Please provide any evidence you have to support your suggestions

27b. **Do you have any other comments on Policy R27?** If so, please write in below

Policy R28: Countryside

You will need to read the enclosed policy before answering this question.


28. **To what extent do you agree or disagree with the proposed approach set out in Policy R28?** Please tick one box only

- Strongly agree
- Tend to agree
- Neither agree nor disagree
- Tend to disagree
- Strongly disagree
- Don't know

28a. **What changes do you think should be made and why?** Please provide any evidence you have to support your suggestions

28b. **Do you have any other comments on Policy R28?** If so, please write in below

34. Do you have any other comments on Chapter 5: Rural Areas? If so, please write in below

A large, empty rectangular box with a thin black border, intended for the respondent to write their comments on Chapter 5: Rural Areas.

Chapter 6: District-wide Strategic Policies

Policy DS1: Affordable housing

You will need to read the enclosed policy before answering this question.

1. **To what extent do you agree or disagree with the proposed approach set out in Policy DS1?** Please tick one box only

- Strongly agree
- Tend to agree
- Neither agree nor disagree
- Tend to disagree
- Strongly disagree
- Don't know

1a. **What changes do you think should be made and why?** Please provide any evidence you have to support your suggestions

1b. **Do you have any other comments on Policy DS1?** If so, please write in below

Policy DS2: Housing mix

You will need to read the enclosed policy before answering this question.

2. **To what extent do you agree or disagree with the proposed approach set out in Policy DS2?** Please tick one box only

- Strongly agree
- Tend to agree
- Neither agree nor disagree
- Tend to disagree
- Strongly disagree
- Don't know

2a. **What changes do you think should be made and why?** Please provide any evidence you have to support your suggestions

2b. **Do you have any other comments on Policy DS2?** If so, please write in below

Policy DS3: Estate regeneration

You will need to read the enclosed policy before answering this question.

3. **To what extent do you agree or disagree with the proposed approach set out in Policy DS3?** Please tick one box only

- Strongly agree
- Tend to agree
- Neither agree nor disagree
- Tend to disagree
- Strongly disagree
- Don't know

3a. **What changes do you think should be made and why?** Please provide any evidence you have to support your suggestions

3b. **Do you have any other comments on Policy DS3?** If so, please write in below

Policy DS4: Rural housing

You will need to read the enclosed policy before answering this question.

4. **To what extent do you agree or disagree with the proposed approach set out in Policy DS4?** Please tick one box only

- Strongly agree
- Tend to agree
- Neither agree nor disagree
- Tend to disagree
- Strongly disagree
- Don't know

4a. **What changes do you think should be made and why?** Please provide any evidence you have to support your suggestions

4b. **Do you have any other comments on Policy DS4?** If so, please write in below

Policy DS5: Specialist housing provision

You will need to read the enclosed policy before answering this question.

5. **To what extent do you agree or disagree with the proposed approach set out in Policy DS5?** Please tick one box only

- Strongly agree
- Tend to agree
- Neither agree nor disagree
- Tend to disagree
- Strongly disagree
- Don't know

5a. **What changes do you think should be made and why?** Please provide any evidence you have to support your suggestions

5b. **Do you have any other comments on Policy DS5?** If so, please write in below

Policy DS6: Sustainable design

You will need to read the enclosed policy before answering this question.

6. **To what extent do you agree or disagree with the proposed approach set out in Policy DS6?** Please tick one box only

- Strongly agree
- Tend to agree
- Neither agree nor disagree
- Tend to disagree
- Strongly disagree
- Don't know

6a. **What changes do you think should be made and why?** Please provide any evidence you have to support your suggestions

6b. **Do you have any other comments on Policy DS6?** If so, please write in below

Policy DS7: Infrastructure delivery

You will need to read the enclosed policy before answering this question.

7. **To what extent do you agree or disagree with the proposed approach set out in Policy DS7?** Please tick one box only

- Strongly agree
- Tend to agree
- Neither agree nor disagree
- Tend to disagree
- Strongly disagree
- Don't know

7a. **What changes do you think should be made and why?** Please provide any evidence you have to support your suggestions

7b. **Do you have any other comments on Policy DS7?** If so, please write in below

Policy DS8: Business and Employment Areas

You will need to read the enclosed policy before answering this question.

8. **To what extent do you agree or disagree with the proposed approach set out in Policy DS8?** Please tick one box only

- Strongly agree
- Tend to agree
- Neither agree nor disagree
- Tend to disagree
- Strongly disagree
- Don't know

8a. **What changes do you think should be made and why?** Please provide any evidence you have to support your suggestions

8b. **Do you have any other comments on Policy DS8?** If so, please write in below

Policy DS9: Education and associated development

You will need to read the enclosed policy before answering this question.

9. **To what extent do you agree or disagree with the proposed approach set out in Policy DS9?** Please tick one box only

- Strongly agree
- Tend to agree
- Neither agree nor disagree
- Tend to disagree
- Strongly disagree
- Don't know

9a. **What changes do you think should be made and why?** Please provide any evidence you have to support your suggestions

9b. **Do you have any other comments on Policy DS9?** If so, please write in below

Policy DS10: Town centres and community facilities

You will need to read the enclosed policy before answering this question.

10. **To what extent do you agree or disagree with the proposed approach set out in Policy DS10?** Please tick one box only

- Strongly agree
- Tend to agree
- Neither agree nor disagree
- Tend to disagree
- Strongly disagree
- Don't know

10a. **What changes do you think should be made and why?** Please provide any evidence you have to support your suggestions

10b. **Do you have any other comments on Policy DS10?** If so, please write in below

Policy DS11: Tourism development

You will need to read the enclosed policy before answering this question.

11. **To what extent do you agree or disagree with the proposed approach set out in Policy DS11?** Please tick one box only

- Strongly agree
- Tend to agree
- Neither agree nor disagree
- Tend to disagree
- Strongly disagree
- Don't know

11a. **What changes do you think should be made and why?** Please provide any evidence you have to support your suggestions

11b. **Do you have any other comments on Policy DS11?** If so, please write in below

Policy DS12: Rural economy

You will need to read the enclosed policy before answering this question.

12. **To what extent do you agree or disagree with the proposed approach set out in Policy DS12?** Please tick one box only

- Strongly agree
- Tend to agree
- Neither agree nor disagree
- Tend to disagree
- Strongly disagree
- Don't know

12a. **What changes do you think should be made and why?** Please provide any evidence you have to support your suggestions

12b. **Do you have any other comments on Policy DS12?** If so, please write in below

Policy DS13: Movement Hierarchy

You will need to read the enclosed policy before answering this question.

13. **To what extent do you agree or disagree with the proposed approach set out in Policy DS13?** Please tick one box only

- Strongly agree
- Tend to agree
- Neither agree nor disagree
- Tend to disagree
- Strongly disagree
- Don't know

13a. **What changes do you think should be made and why?** Please provide any evidence you have to support your suggestions

13b. **Do you have any other comments on Policy DS13?** If so, please write in below

Policy DS14: Active and sustainable travel

You will need to read the enclosed policy before answering this question.

14. **To what extent do you agree or disagree with the proposed approach set out in Policy DS14?** Please tick one box only

- Strongly agree
- Tend to agree
- Neither agree nor disagree
- Tend to disagree
- Strongly disagree
- Don't know

14a. **What changes do you think should be made and why?** Please provide any evidence you have to support your suggestions

14b. **Do you have any other comments on Policy DS14?** If so, please write in below

Policy DS15: Highways and Parking

You will need to read the enclosed policy before answering this question.

15. **To what extent do you agree or disagree with the proposed approach set out in Policy DS15?** Please tick one box only

- Strongly agree
- Tend to agree
- Neither agree nor disagree
- Tend to disagree
- Strongly disagree
- Don't know

15a. **What changes do you think should be made and why?** Please provide any evidence you have to support your suggestions

15b. **Do you have any other comments on Policy DS15?** If so, please write in below

Policy DS16: Air Quality

You will need to read the enclosed policy before answering this question.

16. **To what extent do you agree or disagree with the proposed approach set out in Policy DS16?** Please tick one box only

- Strongly agree
- Tend to agree
- Neither agree nor disagree
- Tend to disagree
- Strongly disagree
- Don't know

16a. **What changes do you think should be made and why?** Please provide any evidence you have to support your suggestions

16b. **Do you have any other comments on Policy DS16?** If so, please write in below

Policy DS17: Habitats of international importance

You will need to read the enclosed policy before answering this question.

17. **To what extent do you agree or disagree with the proposed approach set out in Policy DS17?** Please tick one box only

- Strongly agree
- Tend to agree
- Neither agree nor disagree
- Tend to disagree
- Strongly disagree
- Don't know

17a. **What changes do you think should be made and why?** Please provide any evidence you have to support your suggestions

17b. **Do you have any other comments on Policy DS17?** If so, please write in below

Policy DS18: Habitats and landscapes of national importance

You will need to read the enclosed policy before answering this question.

18. **To what extent do you agree or disagree with the proposed approach set out in Policy DS18?** Please tick one box only

- Strongly agree
- Tend to agree
- Neither agree nor disagree
- Tend to disagree
- Strongly disagree
- Don't know

18a. **What changes do you think should be made and why?** Please provide any evidence you have to support your suggestions

18b. **Do you have any other comments on Policy DS18?** If so, please write in below

Policy DS19: Habitats, landscapes and sites of local importance

You will need to read the enclosed policy before answering this question.

19. **To what extent do you agree or disagree with the proposed approach set out in Policy DS19?** Please tick one box only

- Strongly agree
- Tend to agree
- Neither agree nor disagree
- Tend to disagree
- Strongly disagree
- Don't know

19a. **What changes do you think should be made and why?** Please provide any evidence you have to support your suggestions

19b. **Do you have any other comments on Policy DS19?** If so, please write in below

Policy DS20: Flood risk and sustainable drainage

You will need to read the enclosed policy before answering this question.

20. **To what extent do you agree or disagree with the proposed approach set out in Policy DS20?** Please tick one box only

- Strongly agree
- Tend to agree
- Neither agree nor disagree
- Tend to disagree
- Strongly disagree
- Don't know

20a. **What changes do you think should be made and why?** Please provide any evidence you have to support your suggestions

20b. **Do you have any other comments on Policy DS20?** If so, please write in below

Policy DS21: Supporting biodiversity recovery

You will need to read the enclosed policy before answering this question.

21. **To what extent do you agree or disagree with the proposed approach set out in Policy DS21?** Please tick one box only

- Strongly agree
- Tend to agree
- Neither agree nor disagree
- Tend to disagree
- Strongly disagree
- Don't know

21a. **What changes do you think should be made and why?** Please provide any evidence you have to support your suggestions

21b. **Do you have any other comments on Policy DS21?** If so, please write in below

Policy DS22: Landscape Character

You will need to read the enclosed policy before answering this question.

22. **To what extent do you agree or disagree with the proposed approach set out in Policy DS22?** Please tick one box only

- Strongly agree
- Tend to agree
- Neither agree nor disagree
- Tend to disagree
- Strongly disagree
- Don't know

22a. **What changes do you think should be made and why?** Please provide any evidence you have to support your suggestions

22b. **Do you have any other comments on Policy DS22?** If so, please write in below

Policy DS23: The Blean Woodland Complex

You will need to read the enclosed policy before answering this question.

23. **To what extent do you agree or disagree with the proposed approach set out in Policy DS23?** Please tick one box only

- Strongly agree
- Tend to agree
- Neither agree nor disagree
- Tend to disagree
- Strongly disagree
- Don't know

23a. **What changes do you think should be made and why?** Please provide any evidence you have to support your suggestions

23b. **Do you have any other comments on Policy DS23?** If so, please write in below

Policy DS24: Publicly accessible open space and sports

You will need to read the enclosed policy before answering this question.

24. **To what extent do you agree or disagree with the proposed approach set out in Policy DS24?** Please tick one box only

- Strongly agree
- Tend to agree
- Neither agree nor disagree
- Tend to disagree
- Strongly disagree
- Don't know

24a. **What changes do you think should be made and why?** Please provide any evidence you have to support your suggestions

24b. **Do you have any other comments on Policy DS24?** If so, please write in below

Policy DS25: Renewable energy and carbon sequestration

You will need to read the enclosed policy before answering this question.

25. **To what extent do you agree or disagree with the proposed approach set out in Policy DS25?** Please tick one box only

- Strongly agree
- Tend to agree
- Neither agree nor disagree
- Tend to disagree
- Strongly disagree
- Don't know

25a. **What changes do you think should be made and why?** Please provide any evidence you have to support your suggestions

25b. **Do you have any other comments on Policy DS25?** If so, please write in below

Policy DS26: Historic environment and archaeology

You will need to read the enclosed policy before answering this question.


26. **To what extent do you agree or disagree with the proposed approach set out in Policy DS26?** Please tick one box only

- Strongly agree
- Tend to agree
- Neither agree nor disagree
- Tend to disagree
- Strongly disagree
- Don't know

26a. **What changes do you think should be made and why?** Please provide any evidence you have to support your suggestions

26b. **Do you have any other comments on Policy DS26?** If so, please write in below

27. **Do you have any other comments on Chapter 6: District-wide Strategic Policies?**
If so, please write in below

A large, empty rectangular box with a thin black border, intended for the respondent to write their comments on Chapter 6: District-wide Strategic Policies.

Chapter 7: Development Management Policies

Policy DM1: Conversion of existing rural buildings

You will need to read the enclosed policy before answering this question.

1. **To what extent do you agree or disagree with the proposed approach set out in Policy DM1?** Please tick one box only

- Strongly agree
- Tend to agree
- Neither agree nor disagree
- Tend to disagree
- Strongly disagree
- Don't know

1a. **What changes do you think should be made and why?** Please provide any evidence you have to support your suggestions

1b. **Do you have any other comments on Policy DM1?** If so, please write in below

Policy DM2: Residential garden land

You will need to read the enclosed policy before answering this question.

2. **To what extent do you agree or disagree with the proposed approach set out in Policy DM2?** Please tick one box only

- Strongly agree
- Tend to agree
- Neither agree nor disagree
- Tend to disagree
- Strongly disagree
- Don't know

2a. **What changes do you think should be made and why?** Please provide any evidence you have to support your suggestions

2b. **Do you have any other comments on Policy DM2?** If so, please write in below

Policy DM3: Housing in multiple occupation (HMOs)

You will need to read the enclosed policy before answering this question.

3. **To what extent do you agree or disagree with the proposed approach set out in Policy DM3?** Please tick one box only

- Strongly agree
- Tend to agree
- Neither agree nor disagree
- Tend to disagree
- Strongly disagree
- Don't know

3a. **What changes do you think should be made and why?** Please provide any evidence you have to support your suggestions

3b. **Do you have any other comments on Policy DM3?** If so, please write in below

Policy DM4: Reducing waste and supporting the circular economy

You will need to read the enclosed policy before answering this question.

4. **To what extent do you agree or disagree with the proposed approach set out in Policy DM4?** Please tick one box only

- Strongly agree
- Tend to agree
- Neither agree nor disagree
- Tend to disagree
- Strongly disagree
- Don't know

4a. **What changes do you think should be made and why?** Please provide any evidence you have to support your suggestions

4b. **Do you have any other comments on Policy DM4?** If so, please write in below

Policy DM5: Parking design

You will need to read the enclosed policy before answering this question.

5. **To what extent do you agree or disagree with the proposed approach set out in Policy DM5?** Please tick one box only

- Strongly agree
- Tend to agree
- Neither agree nor disagree
- Tend to disagree
- Strongly disagree
- Don't know

5a. **What changes do you think should be made and why?** Please provide any evidence you have to support your suggestions

5b. **Do you have any other comments on Policy DM5?** If so, please write in below

Policy DM6: Extensions and alterations to existing buildings

You will need to read the enclosed policy before answering this question.

6. **To what extent do you agree or disagree with the proposed approach set out in Policy DM6?** Please tick one box only

- Strongly agree
- Tend to agree
- Neither agree nor disagree
- Tend to disagree
- Strongly disagree
- Don't know

6a. **What changes do you think should be made and why?** Please provide any evidence you have to support your suggestions

6b. **Do you have any other comments on Policy DM6?** If so, please write in below

Policy DM7: Health and Crime Impact Assessments

You will need to read the enclosed policy before answering this question.

7. **To what extent do you agree or disagree with the proposed approach set out in Policy DM7?** Please tick one box only

- Strongly agree
- Tend to agree
- Neither agree nor disagree
- Tend to disagree
- Strongly disagree
- Don't know

7a. **What changes do you think should be made and why?** Please provide any evidence you have to support your suggestions

7b. **Do you have any other comments on Policy DM7?** If so, please write in below

Policy DM8: Shopfronts

You will need to read the enclosed policy before answering this question.

8. **To what extent do you agree or disagree with the proposed approach set out in Policy DM8?** Please tick one box only

- Strongly agree
- Tend to agree
- Neither agree nor disagree
- Tend to disagree
- Strongly disagree
- Don't know

8a. **What changes do you think should be made and why?** Please provide any evidence you have to support your suggestions

8b. **Do you have any other comments on Policy DM8?** If so, please write in below

Policy DM9: Advertisements

You will need to read the enclosed policy before answering this question.

9. **To what extent do you agree or disagree with the proposed approach set out in Policy DM9?** Please tick one box only

- Strongly agree
- Tend to agree
- Neither agree nor disagree
- Tend to disagree
- Strongly disagree
- Don't know

9a. **What changes do you think should be made and why?** Please provide any evidence you have to support your suggestions

9b. **Do you have any other comments on Policy DM9?** If so, please write in below or alternatively you can upload a supporting document

Policy DM10: Residential annexes and ancillary accommodation

You will need to read the enclosed policy before answering this question.

10. **To what extent do you agree or disagree with the proposed approach set out in Policy DM10?** Please tick one box only

- Strongly agree
- Tend to agree
- Neither agree nor disagree
- Tend to disagree
- Strongly disagree
- Don't know

10a. **What changes do you think should be made and why?** Please provide any evidence you have to support your suggestions

10b. **Do you have any other comments on Policy DM10?** If so, please write in below

Policy DM11: Residential design

You will need to read the enclosed policy before answering this question.

11. **To what extent do you agree or disagree with the proposed approach set out in Policy DM11?** Please tick one box only

- Strongly agree
- Tend to agree
- Neither agree nor disagree
- Tend to disagree
- Strongly disagree
- Don't know

11a. **What changes do you think should be made and why?** Please provide any evidence you have to support your suggestions

11b. **Do you have any other comments on Policy DM11?** If so, please write in below

Policy DM12: Non-residential design

You will need to read the enclosed policy before answering this question.

12. **To what extent do you agree or disagree with the proposed approach set out in Policy DM12?** Please tick one box only

- Strongly agree
- Tend to agree
- Neither agree nor disagree
- Tend to disagree
- Strongly disagree
- Don't know

12a. **What changes do you think should be made and why?** Please provide any evidence you have to support your suggestions

12b. **Do you have any other comments on Policy DM12?** If so, please write in below

Policy DM13: Biomass technology

You will need to read the enclosed policy before answering this question.

13. **To what extent do you agree or disagree with the proposed approach set out in Policy DM13?** Please tick one box only

- Strongly agree
- Tend to agree
- Neither agree nor disagree
- Tend to disagree
- Strongly disagree
- Don't know

13a. **What changes do you think should be made and why?** Please provide any evidence you have to support your suggestions

13b. **Do you have any other comments on Policy DM13?** If so, please write in below

Policy DM14: Flood risk

You will need to read the enclosed policy before answering this question.

14. **To what extent do you agree or disagree with the proposed approach set out in Policy DM14?** Please tick one box only

- Strongly agree
- Tend to agree
- Neither agree nor disagree
- Tend to disagree
- Strongly disagree
- Don't know

14a. **What changes do you think should be made and why?** Please provide any evidence you have to support your suggestions

14b. **Do you have any other comments on Policy DM14?** If so, please write in below

Policy DM15: Sustainable drainage

You will need to read the enclosed policy before answering this question.

15. **To what extent do you agree or disagree with the proposed approach set out in Policy DM15?** Please tick one box only

- Strongly agree
- Tend to agree
- Neither agree nor disagree
- Tend to disagree
- Strongly disagree
- Don't know

15a. **What changes do you think should be made and why?** Please provide any evidence you have to support your suggestions

15b. **Do you have any other comments on Policy DM15?** If so, please write in below

Policy DM16: Water pollution

You will need to read the enclosed policy before answering this question.

16. **To what extent do you agree or disagree with the proposed approach set out in Policy DM16?** Please tick one box only

- Strongly agree
- Tend to agree
- Neither agree nor disagree
- Tend to disagree
- Strongly disagree
- Don't know

16a. **What changes do you think should be made and why?** Please provide any evidence you have to support your suggestions

16b. **Do you have any other comments on Policy DM16?** If so, please write in below

Policy DM17: Noise pollution and tranquillity

You will need to read the enclosed policy before answering this question.

17. **To what extent do you agree or disagree with the proposed approach set out in Policy DM17?** Please tick one box only

- Strongly agree
- Tend to agree
- Neither agree nor disagree
- Tend to disagree
- Strongly disagree
- Don't know

17a. **What changes do you think should be made and why?** Please provide any evidence you have to support your suggestions

17b. **Do you have any other comments on Policy DM17?** If so, please write in below

Policy DM18: Light pollution and dark skies

You will need to read the enclosed policy before answering this question.

18. **To what extent do you agree or disagree with the proposed approach set out in Policy DM18?** Please tick one box only

- Strongly agree
- Tend to agree
- Neither agree nor disagree
- Tend to disagree
- Strongly disagree
- Don't know

18a. **What changes do you think should be made and why?** Please provide any evidence you have to support your suggestions

18b. **Do you have any other comments on Policy DM18?** If so, please write in below

Policy DM19: Contamination and unstable land

You will need to read the enclosed policy before answering this question.


19. **To what extent do you agree or disagree with the proposed approach set out in Policy DM19?** Please tick one box only

- Strongly agree
- Tend to agree
- Neither agree nor disagree
- Tend to disagree
- Strongly disagree
- Don't know

19a. **What changes do you think should be made and why?** Please provide any evidence you have to support your suggestions

19b. **Do you have any other comments on Policy DM19?** If so, please write in below

20. **Do you have any other comments on Chapter 7: Development Management Policies?**
If so, please write in below

A large, empty rectangular box with a thin black border, intended for the respondent to write their comments on Chapter 7: Development Management Policies.

Sustainability Appraisal of the draft Local Plan

You will need to read the enclosed Sustainability Appraisal of the draft Local Plan before answering this question.

1. **Do you have any comments on the sustainability appraisal of the draft Local Plan?**
If so, please write in below

Sustainability Appraisal of the Call for Sites

You will need to read the enclosed Sustainability Appraisal of the Strategic Land Availability Assessment before answering this question.

1. **Do you have any comments on the sustainability appraisal of the call for sites?**
If so, please write in below

Habitat Regulation Assessment

You will need to read the enclosed Habitat Regulation Assessment (HRA) before answering this question.

1. **To what extent do you agree or disagree with the guidance on HRA-related issues and the initial assessment of the draft Local Plan in the Regulation 18 HRA Report? Please tick one box only**

- Strongly agree
- Tend to agree
- Neither agree nor disagree
- Tend to disagree
- Strongly disagree
- Don't know

2. **Do you have any comments on the HRA Report? If so, please write in below**

About you

Canterbury City Council is the data controller and the only recipient of your personal data. Your personal information is processed under General Data Protection Regulations Article 6.1 (c) and Article 9.2 (g) in the performance of an official duty and to meet our Public Sector Equality Duty. Your personal data will be stored for three years.

All information you give us will be treated in the strictest confidence and will be stored securely by Canterbury City Council. We are required to publish the responses we receive so please do not include information in your comments that could identify you unless you are happy for it to be published. Your comments will be made public alongside your name, and if relevant the name of the organisation, body or person you are representing. No contact or other personal details will be published.

You have the rights to:

- Access your personal data
- Rectify or correct your personal data
- Restrict the processing of your data
- Complain to the Information Commissioner's Office

You also have the right to object to our processing of your personal data.

The appointed Data Protection Officer is Canterbury City Council's Head of Corporate Governance, who can be contacted by email at dataprotection@canterbury.gov.uk, by phone on **01227 862 175** or at the address below.

Canterbury City Council, Council Offices, Military Road, Canterbury, Kent, CT1 1YW.
Phone: **01227 862 000**. Web: canterbury.gov.uk

Your first name: *

ROBERT CONNAN HAWARDEN

Your surname: *

HAWARDEN


Your email address:

House name/number: *

Street: *

City, town or village: *

Your postcode: *



Thank you for taking the time to respond to this consultation.

[Faint, illegible text]

[Faint, illegible text]

[Faint, illegible text]